



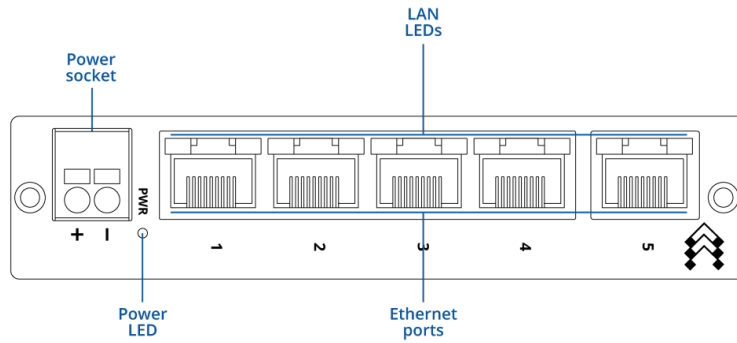
TSW010

v1.1

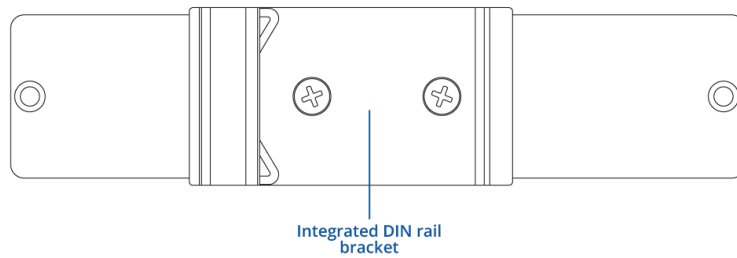


HARDWARE

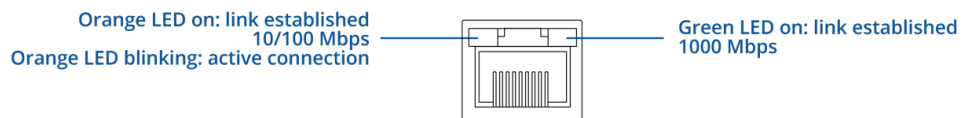
FRONT VIEW



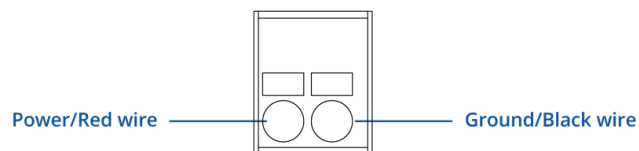
BACK VIEW



RJ45 LED MEANING



POWER SOCKET PINOUT



FEATURES

Ethernet

ETH	5 x ETH port, 10/100 Mbps, supports auto MDI/MDIX crossover
IEEE 802.3 series standards	802.3i, 802.3u, 802.3x, 802.3az

INDUSTRIAL PROTOCOLS

Profinet	Profinet Class A conformance (available with optional order code)
----------	---

Performance Specifications

Bandwidth (Non-blocking)	1 Gbps
MAC address table size	2K entries
Jumbo frame support	2048 bytes

Power

Connector	2-pin industrial DC power socket
Input voltage range	9 – 30 VDC
PoE (passive)	Possibility to power up through ETH1 ports, not compatible with IEEE802.3af, 802.3at and 802.3bt standards, Mode B, 9 - 30 VDC
Power consumption	Idle: 0.3 W / Max: 0.9 W

Physical Interfaces

Ethernet	5 x RJ45 ports, 10/100 Mbps
Status LEDs	1 x Power LED, 10 x ETH status LEDs
Power	1 x 2-pin industrial DC power socket

Physical Specification

Casing material	Aluminium housing
Dimensions (W x H x D)	113.1 x 27.4 x 80.5 mm
Weight	146.5 g
Mounting options	Integrated DIN rail bracket; wall mount and flat surface (additional kit needed)

Operating Environment

Operating temperature	-40 °C to 75 °C
Operating humidity	5% to 95% non-condensing
Ingress Protection Rating	IP30

Regulatory & Type Approvals

Regulatory	CE, UKCA, EAC, FCC, IC, CB, RCM, CITC, ANRT, SDPPI (POSTEL), Kenya, REACH, RoHS, WEEE
------------	---

EMC Emissions & Immunity

Standards	EN 55032:2015 + A11:2020 + A1:2020 EN 55035:2017 + A11:2020
ESD	EN 61000-4-2:2009
Radiated Immunity	EN IEC 61000-4-3:2020
EFT	EN 61000-4-4:2012
Surge Immunity (AC Mains Power Port)	EN 61000-4-5:2014 + A1:2017
CS	EN 61000-4-6:2014

Safety

Standards	CE: EN IEC 62368-1:2020 + A11:2020 RCM: AS/NZS 62368.1:2022 CB: IEC 62368-1:2018
-----------	---

ORDERING

STANDARD PACKAGE*



TSW010



QSG (QUICK START GUIDE)

- TSW010
- QSG (Quick Start Guide)
- Packaging box

*Standard package contents may differ based on standard order codes.

For more information on all available packaging options – please [contact us](#) directly.

CLASSIFICATION CODES

HS Code: 851762

HTS: 8517.62.00

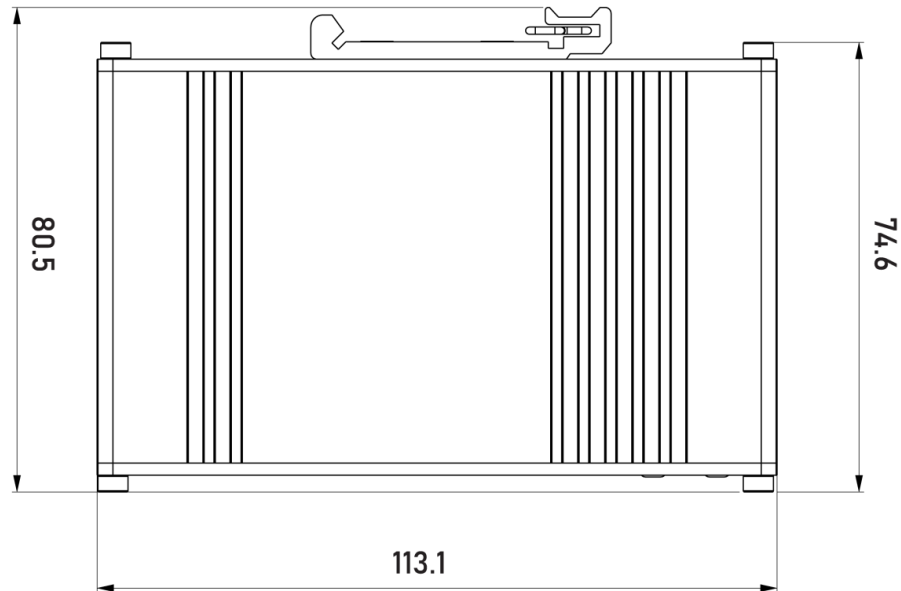
AVAILABLE VERSIONS

TSW010 *****0	N/A	TSW010000000 / Standard package TSW010000010 / Mass packing code
TSW010 *****1	N/A	TSW010000001 / Standard package
Profinet Class A conformance		

TSW010 SPATIAL MEASUREMENTS

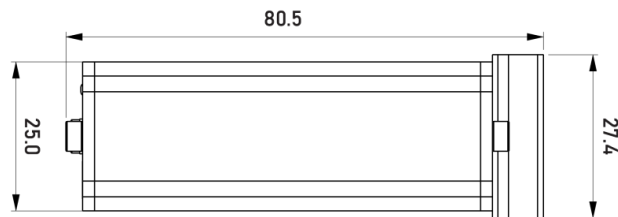
TOP VIEW

The figure below depicts the measurements of device and its components as seen from the top:



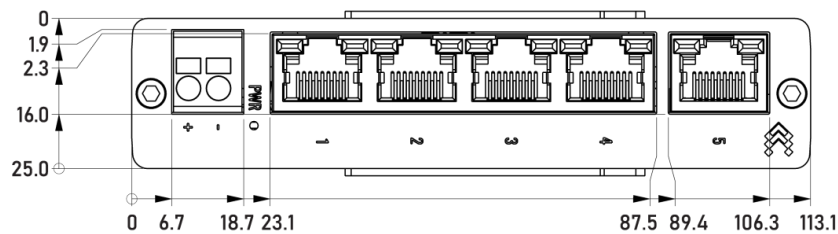
RIGHT VIEW

The figure below depicts the measurements of device and its components as seen from the right:



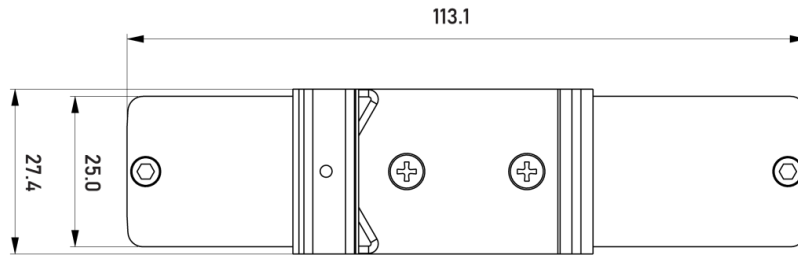
FRONT VIEW

The figure below depicts the measurements of device and its components as seen from the front panel side:



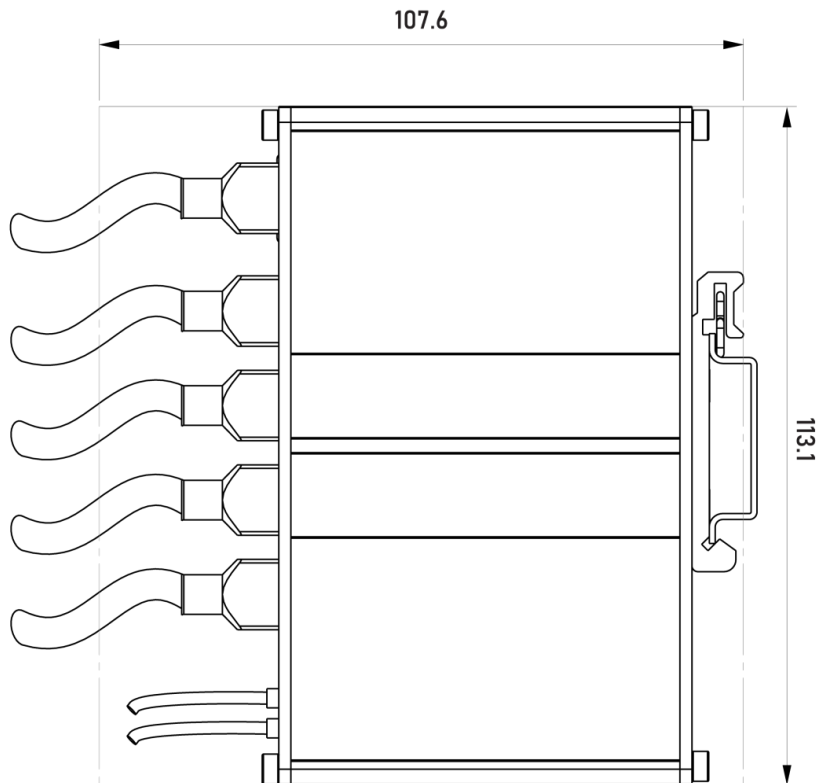
REAR VIEW

The figure below depicts the measurements of device and its components as seen from the back panel side:



MOUNTING SPACE REQUIREMENTS

The figure below depicts an approximation of the device's dimensions when cables and antennas are attached:



DIN RAIL

The scheme below depicts protrusion measurements of an attached DIN Rail:

